

# No! You Can't Call It A #Hashtag!

Music, Technology, and What Really Works!

Chad Criswell

Southeast Polk Community Schools

NAfME Music Technology Columnist

[criswell@MusicEdMagic.com](mailto:criswell@MusicEdMagic.com)

## CONTACT INFO



- [Chad.criswell@southeastpolk.org](mailto:Chad.criswell@southeastpolk.org)
- [criswell@musicedmagic.com](mailto:criswell@musicedmagic.com)
- [www.musicedmagic.com](http://www.musicedmagic.com)


# WHO IS THIS GUY?



- 5<sup>th</sup> Grade Band Director at SE Polk
- National Technology Writer for NAFME's Teaching Music Magazine
- Owner/Editor of MusicEdMagic.com
- Iowa MEA Technology Chair
- Iowa Bandmaster's Association Technology Chair

**CRISWELL@MUSICEDMAGIC.COM**

# WHAT ARE WE GOING TO TALK ABOUT?



# What are we going to talk about?

- Video Conferencing In The Music Classroom
  - For Lessons
  - For Ensemble or Classroom Use
- Video Recording in the Classroom
- Recommended Music Education Software



# VIDEO CONFERENCING IN MUSIC



For Private Lessons

- [lessonface.com](https://lessonface.com)
- [takelessons.com](https://takelessons.com)

For Auditions

- [getacceptd.com](https://getacceptd.com)

# VIDEO CONFERENCING IN MUSIC

The screenshot shows the epals.com website interface. At the top, there is a navigation bar with 'epals BY CROCKET MEDIA', 'FIND CONNECTIONS', 'EXPLORE EXPERIENCES', 'SIGN UP', and 'LOG IN'. Below this is a large banner with a world map composed of many small photos of people. The text on the banner reads 'WELCOME to the new Global Community' and 'CONNECT, COMMUNICATE AND COLLABORATE with educators around the world'. There are buttons for 'START COLLABORATING', 'EXPLORE CHALLENGES', and 'MEET OUR AMBASSADORS'. Below the banner is a search bar with the text 'Find Connections' and a search input field. Below the search bar is a filters section with 'Clear All' and '20551 Results/ Filter or Search to Refine Results'. The filters include 'COUNTRY', 'STUDENT AGE RANGE' (set to 3-19), 'LANGUAGE(S) SPOKEN', 'AVERAGE CLASS SIZE', 'SUBJECTS', and 'INTERESTS'. The search results are displayed in a grid of six cards, each representing a user profile with their name, location, subjects, and age range.

Name	Location	Subjects	Age Range
Yasemin T	ATAKUM, SAMSU... TURKEY	English/Language A...	14-16
Vasiliki G	ATHENS GREECE	English/Language A...	11-17
Amy P	LAS VEGAS, NV, UNITED STATES	Social Studies	12-15
Stevi K	ADRINNO, GREE... GREECE	English/Language A...	8-10
Rita M	CHICAGO, ILL, UNITED STATES	Technology, Art	11-14
Vanessa I	ATHENS GREECE	Language Learning	3-19+

epals.com  
CILC.org  
Gem-ngo.org  
Globalgateway.org.uk  
Us.ilearn.org

Also - Cleveland Institute of Music

# Conferencing Software Options

Skype (Free)

FaceTime (Free)

Zoom.us (Free for 40 min. sessions/Paid)

Adobe Connect (Free trial/Prices vary by plan)

Polycom Software (Free trial/\$80-100/computer)



# VIDEO CONFERENCING IN MUSIC

## Tips and Tricks For Best Results


(if remote lessons are done at school)

- Stick around and watch at first
- Not recommended for beginners
- Be aware of school rules re:contact

# WHAT DO I USE DAILY IN MY CLASSES?

- SmartBoard
  - SmartMusic
  - iPad to record video/photos
  - StaffWars 2 (PC)
  - StaffWars and StaffWars Live (iPad)
  - Ningenius app (iPad)
  - ForScore (iPad)
  - NotateMe (iPhone)
  - Plickers
  - Tonal Energy Tuner (iPhone/iPad)
-

# SMARTBOARD & SMARTMUSIC



# PHOTOS AND VIDEO

## RECORDING FOR EDUCATIONAL PURPOSES

- Assessment
- Teacher Self Evaluation
- Student Self Evaluation

# RECORDING TOOLS FOR THE MUSIC CLASSROOM



# DEDICATED DIGITAL AUDIO RECORDERS



# AUX MICS FOR PHONES



# FOSTEX AR101 AUDIO RETRIEVER





# THE SWIVL



# THEMUSICINTERACTIVE.COM



Start

QUIT

Correct 0

Level 1

$$\frac{4}{2} \text{ ♩} + \text{ ♩} =$$



SWITCH # OF NOTES (2 OR 3)



Number of Beats

Four Beats

Tempo

Fast



CORRECT

INCORRECT

play


check answer

back

PLAYS REMAINING

n/a

# STAFFWARS 2



# STAFFWARS IPAD/ANDROID APPS




Download on the  
App Store

# NINGENIUS




# CLASSROOM MAESTRO

**Classroom Maestro**



The musical score is written on a grand staff with a treble and bass clef. The key signature has three flats (B-flat, E-flat, A-flat). The melody is in the treble clef, and the accompaniment is in the bass clef. The notes are: Treble: C4, D4, E4, F4, G4, A4, Bb4, C5. Bass: F3, E3, D3, C3, B2, A2, G2, F2.



i    i<sup>6</sup>    iv    vii<sup>o7</sup>    V<sup>2</sup>/iv    iv<sup>6</sup>



A diagram of a piano keyboard showing the positions of the notes corresponding to the chords listed below: i (C), i<sup>6</sup> (F), iv (Bb), vii<sup>o7</sup> (G), V<sup>2</sup>/iv (D), and iv<sup>6</sup> (Ab).



# PRACTICEFIRST

 powered by PitchMySound™ Kristo Koo 

Home > Valley Song


## Valley Song

Good job!

SCORE | BPM  
87% | 71/69


Scrolling Analyzer: Basic Full

LENGTH PLAYED	SOUND SCORE	TIMING SCORE
98%	81%	97%



5

[Edit exercise](#)

[Terms](#) [Blog](#) [About us](#) [Contact](#) [Share](#) 

# BAND IN A BOX

The screenshot displays the Band-in-a-Box 2012 software interface. At the top, a menu bar includes options like File, Edit, Styles, Options, Play, Control, Memory, Saved, Audio, MIDI, Memory, Utilities, Windows, and Help. Below the menu is a piano roll keyboard. The main window is divided into several sections:

- Left Panel:** A list of songs with handwritten notes in various colors (blue, green, yellow). The notes include chord progressions such as BbA7, Eb-7, C7sus, and BbA7.
- Center Panel:** A list of songs with their respective styles and durations. Some items have handwritten notes like C9, EbA7, AB7, and C-7.
- Right Panel:** A 'Mix - Plugins Used' window showing the configuration for various instruments: Bass, Piano, Drums, Guitar, and Strings. Each instrument has a dropdown menu for selecting a plugin.
- Bottom Panel:** An 'AmpliTube 3' window showing a detailed guitar amplifier simulator interface with various knobs, sliders, and buttons.



# IMPRO-VISOR

The screenshot displays the Impro-Visor software interface. The main window shows a musical score with several staves. The top staff is labeled "Style bossa" and contains a treble clef, a key signature of one flat, and a 4/4 time signature. A red vertical line indicates the current playback position at 1:12. Below this staff, there are three more staves, each with a chord symbol: "Dmaj7", "Gmaj7", and "B7b9". At the bottom of the interface, a chord progression is shown: "Bm7 E7 Bb9 A7 Dm7 G7 Dm7 G7".

An "Open Leadsheet" dialog box is open in the center of the screen. The "Look in:" field is set to "style samples". The dialog lists various style samples in a grid:


11-4.js	bigbeat.js	clapton-1.js
achy-breaky.js	blueberry_hill.js	country-boogie
african.js	boogie-shuffle-1.js	dixie-1.js
african2.js	boogie-shuffle-2.js	dolphin.js
airflow.js	bosamba.js	equal-8i-hat-8ci
always.js	bossa.js	even-8bars.js
amount-A.js	bossa4.js	fats-waller.js
amount-B.js	bossa8.js	flavor.js
Ajamba-A.js	booncy.js	folk-rock.js
Ajamba-B.js	bright-boss.js	footprints.js
baby-love.js	cabaret.js	funk.js
ballad.js	cabaret-compak.js	funk-disco.js
bayou.js	cha-cha-cha.js	garner.js
beepers.js	cha-cha-cha-2.js	hits-8.js



The "Preview" section on the right of the dialog shows the following details:

- Title: Wave
- Composer: Antonio Carlos Jobim
- Style: bossa
- Duration: 1.12
- Tempo: 160.0 BPM
- TimeSig: 4/4
- Key: D
- Chords: Dm7 G7 | Dm7 G7 |

The "File Name:" field contains "bossa4.js" and the "Files of Type:" dropdown is set to "All files". The "Open" button is highlighted.

# SIGHTREADING FACTORY


 Sight Reading Factory® [Log In](#) [Register](#) [Feedback](#)

[Another One](#) [Settings](#) [Print](#) [Search](#) [Search](#)   

This free demo allows up to 20 total exercises. It loops through 5 exercises for each instrument, level, key signature, and time signature configuration. Subscribers have access to unlimited amounts of sight reading exercises, uniquely composed each time you click "Another One".

[Subscribe Now](#)

## Level 3 | Bb Trumpet



© Gracenotes LLC 2016

# NOTATEME



# FORSCORE



# TONAL ENERGY TUNER



# COMMUNICATION SERVICES FOR ENSEMBLES

- WhatsApp
- Charms Office Assistant

# MORE IDEAS AND RESOURCES

The screenshot shows the MusicEdMagic website. At the top, the logo "MusicEdMagic" is on the left, and navigation links for "Home", "Sheet Music & Other Resources", "Talks From The Podium", "List All Articles By Category", and "Music Ed Minute Podcasts" are on the right. The main content area features a large article titled "AudioScore Ultimate 8 Review" with a sub-headline: "Musicians! AudioScore Ultimate 8 seeks to automate a task that few musicians enjoy doing, that of transcribing audio performances of music into written musical notation. The technology has come a very long way since its early iterations but is it solid enough to bother with? Read this review to find out." Below the article is a "READ MORE" button. A banner for "MCNALLY SMITH COLLEGE" with the text "Why Wait? Make a Life in Music. There is Still Time to Apply!" and a right-pointing arrow is positioned below the article. A row of social media icons for Facebook, LinkedIn, Twitter, Google+, and Pinterest follows. The "Music Education and Music Technology Articles" section is visible, featuring an article titled "Fixing Common Problems on the Oboe" with a sub-headline: "Few music teachers would deny that the oboe can be a challenging instrument to play well with respect to proper..." and a "Read More" link. To the right, the "Music Ed Minute Podcasts" section lists several articles with their titles and creation dates. At the bottom right, there is a search bar.

MusicEdMagic

Home Sheet Music & Other Resources Talks From The Podium List All Articles By Category Music Ed Minute Podcasts

## AudioScore Ultimate 8 Review

Musicians! AudioScore Ultimate 8 seeks to automate a task that few musicians enjoy doing, that of transcribing audio performances of music into written musical notation. The technology has come a very long way since its early iterations but is it solid enough to bother with? Read this review to find out.

READ MORE

MCNALLY SMITH COLLEGE

Why Wait? Make a Life in Music. There is Still Time to Apply!

FACEBOOK LINKEDIN TWITTER GOOGLE+ PINTEREST

### Music Education and Music Technology Articles

#### Fixing Common Problems on the Oboe

Few music teachers would deny that the oboe can be a challenging instrument to play well with respect to proper...

Read More


### Music Ed Minute Podcasts

- [EarMaster Pro Ear Training Software Review- MusicEdMin E017](#)  
Created on 2016-02-20 05:46:58
- [StaffWare Live Review for iOS-MusicEdMin E018](#)  
Created on 2016-02-21 05:10:52
- [Social Media and Organization Apps For Music Teachers- MusicEdMin E016](#)  
Created on 2015-10-06 13:35:17
- [PercussionIS for iPad- MEMin E015](#)  
Created on 2015-09-05 14:06:52
- [iThe Best iPod Mirroring Apps for PC and Mac-MEEdMin E014](#)  
Created on 2015-09-05 04:02:57

Search ...

Musicedmagic.com

Youtube.com/  
musicedmagic



[Criswell@musicedmagic.com](mailto:Criswell@musicedmagic.com)

**Thank you  
for  
attending!**

If we teach today as we taught yesterday  
we rob our children of tomorrow -John Dewey